



FOR YOUTH DEVELOPMENT®
FOR HEALTHY LIVING
FOR SOCIAL RESPONSIBILITY

How To Uploading a Photo ID to Volunteer Matters

Before starting the Volunteer Application, we suggest these steps to help you successfully complete the volunteer application process. A photo ID is now required to apply to volunteer. If you don't upload an ID when applying, your turnaround time will be much longer and you might miss your volunteer opportunity.

Step 1.
Snap a photo of your photo ID with your smart phone.



Your photo ID can be one of the following:

- U.S. Passport or U.S. Passport Card
- Driver's License
- Government issued ID Card with a photograph
- School ID card with a photograph

Step 2.
Now you need to save the photo of your ID.

You can email that photo to yourself and save it on a desktop computer or, if you are applying from a mobile device, you can upload from your photo library on your smartphone.

We suggest saving photo as jpeg file.



Step 3. Now it's time to register as a volunteer. Go to www.ymcatvidaho.volunteermatters.org/login Click "Register Now" and start the application.

the Y

Logout Successful

SIGN IN TO CONTINUE.

Enter username

Password

Remember Me

[Forgot your username?](#)
[Forgot your password?](#)

Login

Need an account?

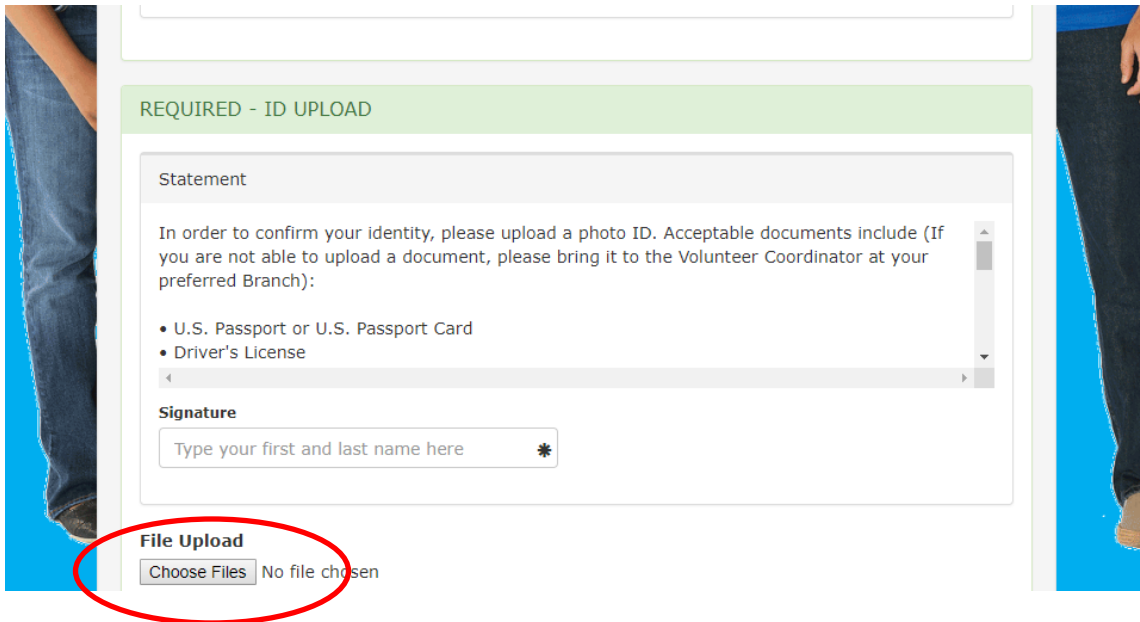
[Register Now](#)

© 2018 - VolunteerMatters

Step 4. Required—ID Upload

On the second page of the application you will see this.

Click “choose files” and then select your ID photo from where you saved it.



REQUIRED - ID UPLOAD

Statement

In order to confirm your identity, please upload a photo ID. Acceptable documents include (If you are not able to upload a document, please bring it to the Volunteer Coordinator at your preferred Branch):

- U.S. Passport or U.S. Passport Card
- Driver's License

Signature

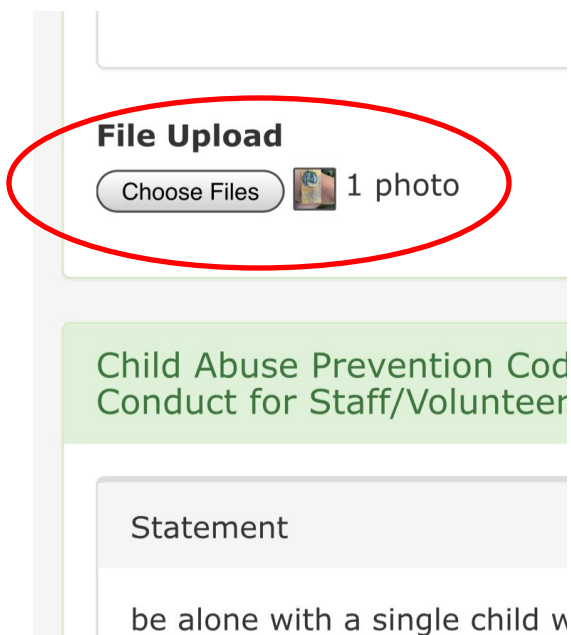
Type your first and last name here *

File Upload


Choose Files No file chosen

Step 5. If you did it correctly you will see the image next to the “Choose Files” button. Success! Now you can move forward with the rest of your application.

You will receive an email when you are ready to volunteer.



File Upload

Choose Files  1 photo

Child Abuse Prevention Code of Conduct for Staff/Volunteer

Statement

be alone with a single child w